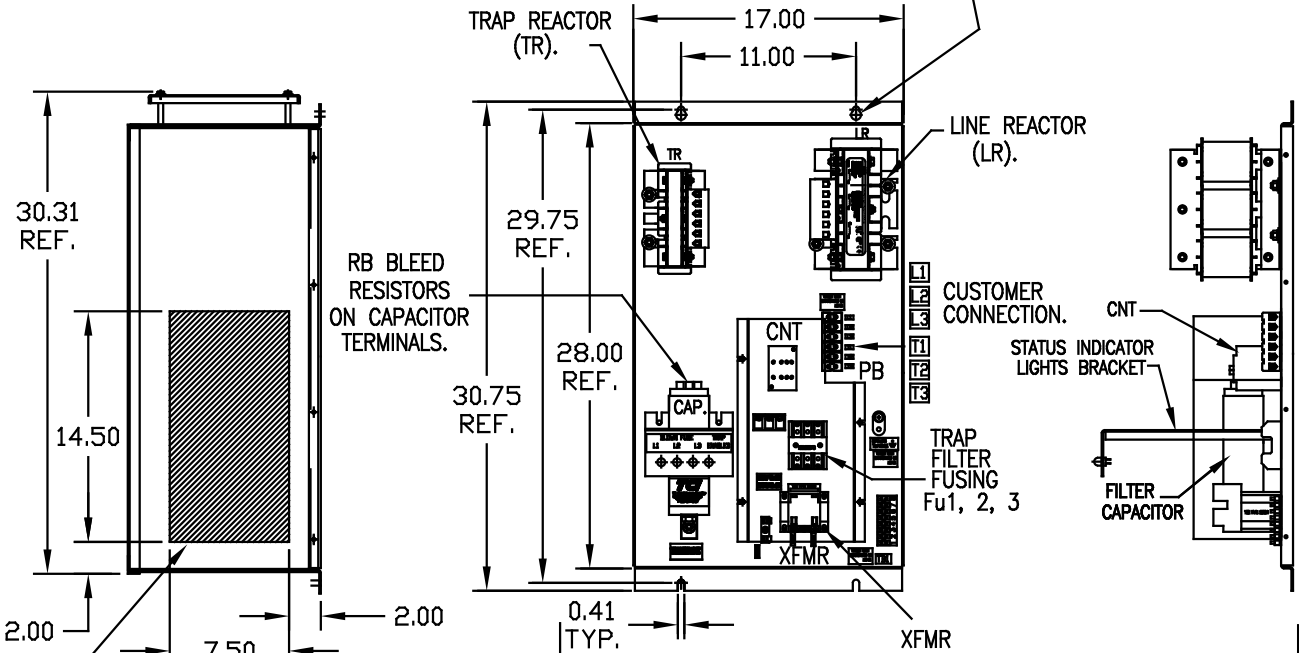
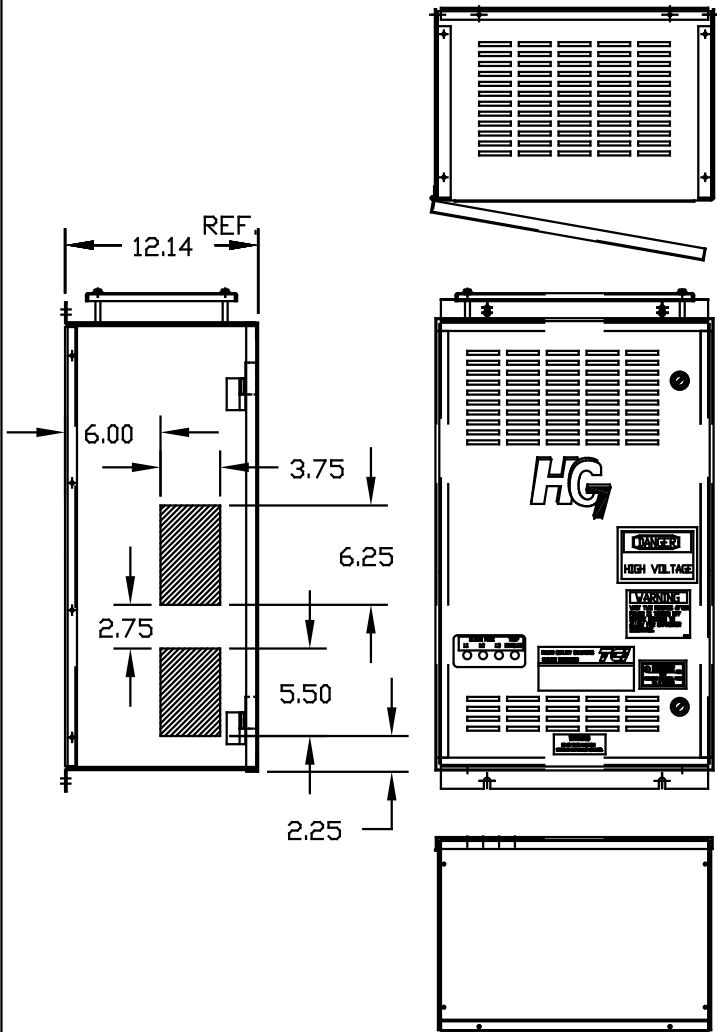
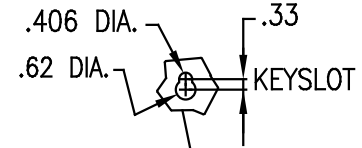


| UNIT SPECIFICATIONS: | | | | | | |
|----------------------|----------|----------------------|----|-------|----|--|
| KVAR | HARMONIC | VOLT | HZ | PHASE | HP | |
| 5 | 5TH | 480 | 60 | 3 | 15 | |
| ENCLOSURE | | NEMA 1 - BLACK COLOR | | | | |
| OPTIONS | | W/INDICATOR LIGHTS | | | | |
| APPRX.WT. LBS. | | 110 | | | | |

| SYMBOL | TCI PART NUMBER |
|---------------|-----------------|
| LR | KDRFIT |
| TR | KTR5A65HG |
| CAP. (5 KVAR) | KCAP5A6A |
| XFMR. | 23891 |
| Fu1, 2, 3 | 15752 |
| Fu4,6 | 21270 |
| Fu5 | 13364 |
| CNT | 12434 |



HATCHED AREAS ARE SUGGESTED CUSTOMER WIRE AND EXIT LOCATIONS

ENCLOSURE NOT SHOWN
 SEE 25334-1 FOR WIRING CONNECTIONS
 SEE 25334 FOR SCHEMATIC
 CUSTOMER IS RESPONSIBLE FOR INSTALLATION TO MEET ALL NATIONAL AND LOCAL ELECTRICAL CODES.

PB-POWER INPUT BLOCK:
 WIRE RANGE-#18 TO #4 AWG.
 TIGHTENING TORQUE 20 IN.-LB.

GROUND LUG:
 WIRE RANGE-1/0 TO #14 AWG.
 TIGHTENING TORQUE 200 IN.-LB.

| TOLERANCES EXCEPT AS NOTED: | | | |
|-----------------------------|---------------------|---------|-------------------|
| | | | DECIMAL |
| | | | .XX ±.03 |
| | | | .XXX±.010 |
| | | | FRACTIONAL ± 1/16 |
| | | | ANGULAR ± 1/2° |
| △ | 2516, CAP WAS 16447 | 9/30/07 | RJC |
| NO | REVISION | DATE | BY |

TCI 7878 N. 86th STREET MILWAUKEE, WI 53224

HG15AW01XM, HG7,W/MONITOR 15HP, 480/3/60, TYPE1

DRN BY DSW DATE 10/07/05 DVG NO B 102852DG

SCALE 1/8"=1" APRVD

SHT.1 OF 1