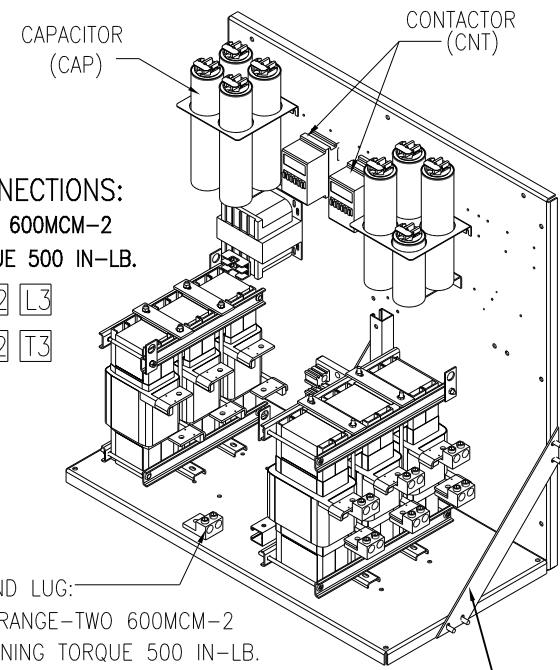
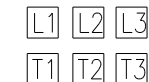


FOR SCHEMATIC SEE DWG# 26879

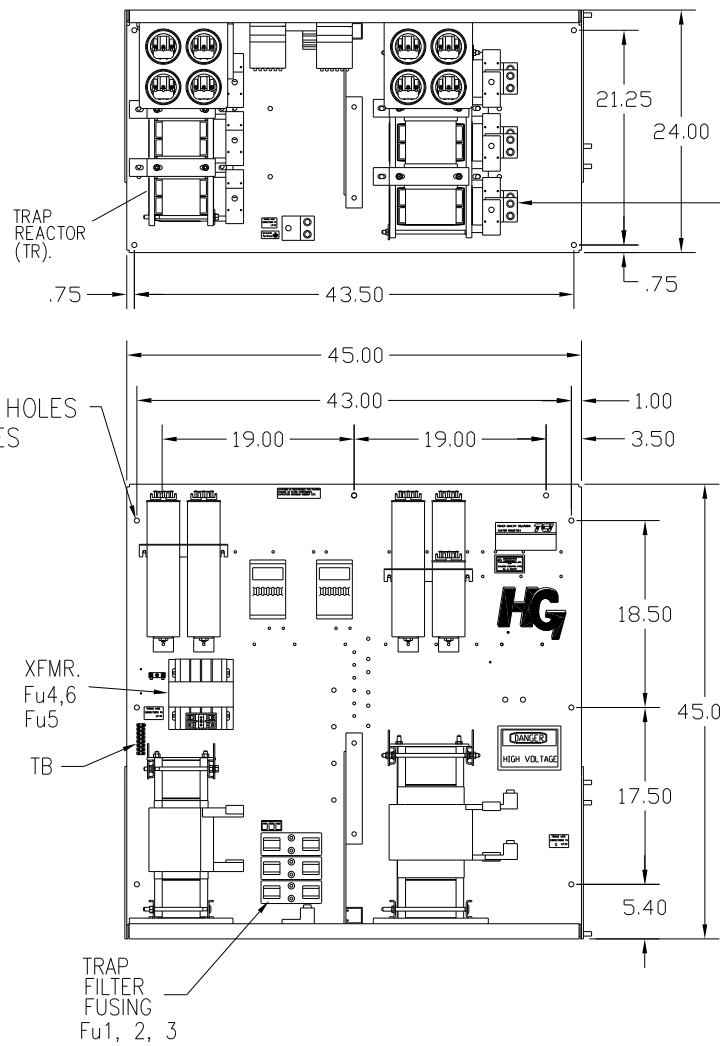
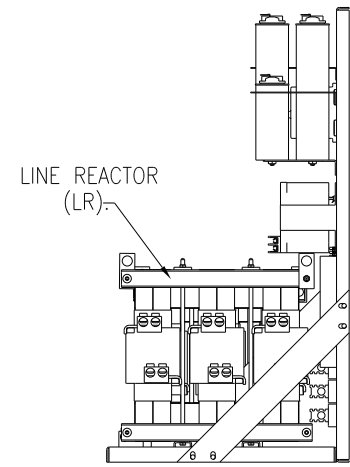


CUSTOMER CONNECTIONS:
WIRE RANGE-TWO 600MCM-2
TIGHTENING TORQUE 500 IN-LB.



GROUND LUG:
WIRE RANGE-TWO 600MCM-2
TIGHTENING TORQUE 500 IN-LB.

NOTE: SUPPORT BRACE IS REMOVABLE TO ALLOW ROOM FOR CUSTOMER ENTRY.



.50 DIA. HOLES
13 PLACES

UNIT SPECIFICATIONS:				
KVAR	HARMONIC	VOLT	HZ	PHASE HP
150	5TH	600	60	3 500
OPEN	PANEL - COLOR, WHITE			
FEATURES	WITH CONTACTOR			
APPROX.WT. LBS.	950			

SYMBOL	TCI PART NUMBER
LR	KDRY41T
TR	KTR150C65HG
(20 KVAR) 7 PLACES.	KCAP20C6B
(10 KVAR) 1 PLACE.	KCAP10C6B
Fu1a;2a;3a	12462
Fu4,6	24390
Fu5	23977
XFMR	25292
CNT	19246

CUSTOMER IS RESPONSIBLE FOR PROPER COOLING OF FILTER COMPONENTS. CAPACITORS MAXIMUM AMBIENT 50°C

CUSTOMER IS RESPONSIBLE FOR INSTALLATION TO MEET ALL NATIONAL AND LOCAL ELECTRICAL CODES.

TOLERANCES EXCEPT AS NOTED:				TCI 7878 N. 86th STREET MILWAUKEE, WI 53224	
DECIMAL				HG500CW00STC, HG7, W/CNT 500HP, 600/3/60 OPEN DRW BY DSW DATE 4/29/09 DWG NO. 103583DG SCALE TO FIT APPRVL CHT.1 OF 1	
XX ±.03					
.XXX±.01					
FRACTIONAL ± 1/32					
ANGULAR ± 1/2°					
NO	REVISION	DATE	BY		