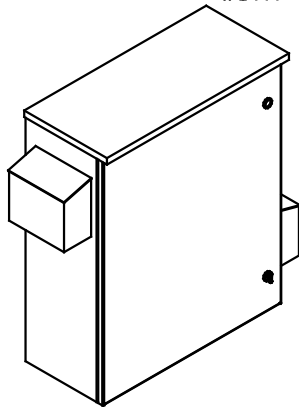


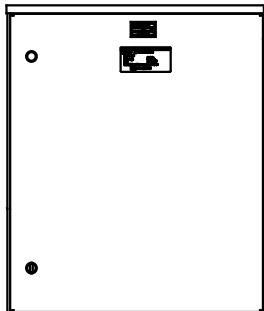
SEE DWG# 26972-1 FOR SCHEMATIC

CUSTOMER IS RESPONSIBLE FOR INSTALLATION TO MEET ALL NATIONAL AND LOCAL ELECTRICAL CODES.

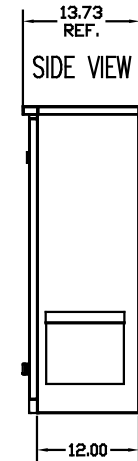
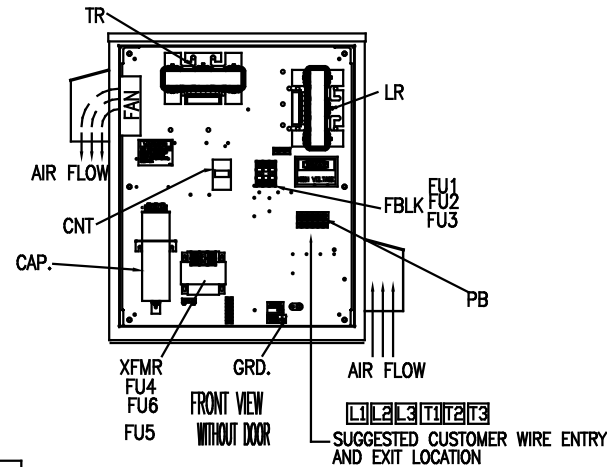

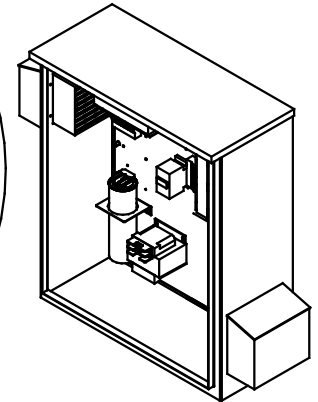
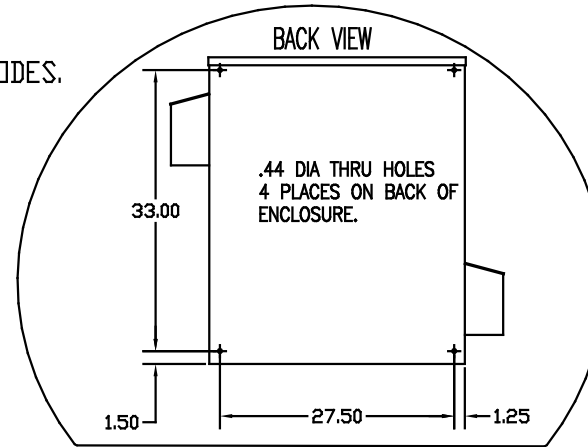
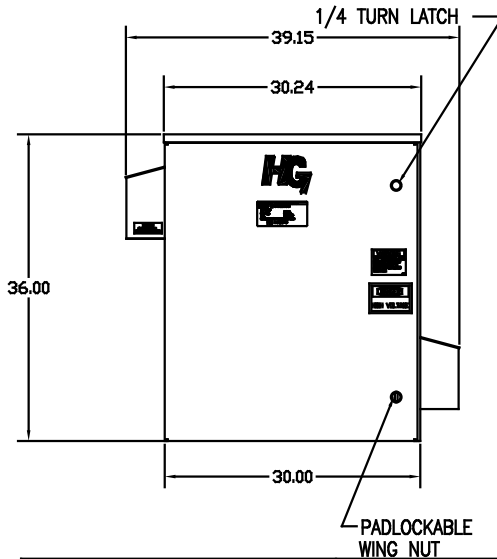
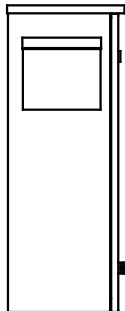
NOTE: USE ONLY HUBS OR FITTINGS THAT COMPLY WITH UL514B FOR TYPE 3R ENCLOSURES.



SIDE VIEW



INSIDE VIEW OF DOOR



UNIT SPECIFICATIONS:					
KVAR	HARMONIC	VOLT	HZ	PHASE	HP
15	5TH	600	60	3	40
ENCLOSURE	UL TYPE 3R				
COLOR	WHITE				
FEATURES	CONTACTOR				
APPROX. WT. LBS.	241				

SYMBOL	TCI PART NUMBER
LR	KDRI41T
TR	KTR15C65HG
CAP (15 KVAR) 1 PLACE	KCAP15C6B
XFMR.	24381
Fu1, 2, 3	11307
Fu4,6	23405
Fu5	17567
CNT	26550

PB—POWER INPUT BLOCK:
WIRE RANGE—#18 TO #4 AWG.
TIGHTENING TORQUE 20 IN-LB.

GROUND LUG:
WIRE RANGE—2/0 TO #6 AWG.
TIGHTENING TORQUE 120 IN-LB.

TOLERANCES EXCEPT AS NOTED:				7878 N. 86th STREET MILWAUKEE, WI 53224
DECIMAL	FRACTIONAL	ANGULAR	SCALE	
XX ±.12				HG40CW03STC, 40HP 600/3/60 UL TYPE 3R DSW 02/24/09 103691DG TO FIT
.XXX±.03				
± 1/32				
± 1/2°				
NO	REVISION	DATE	BY	DSG 02/24/09 C 103691DG SHT. 1 OF 1