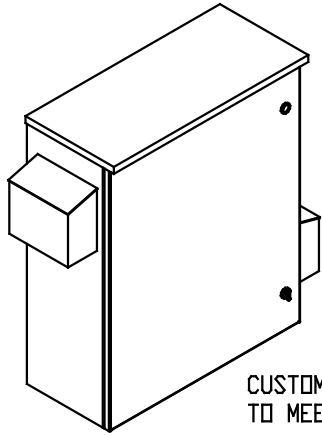
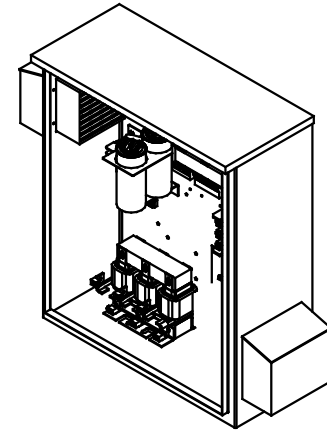
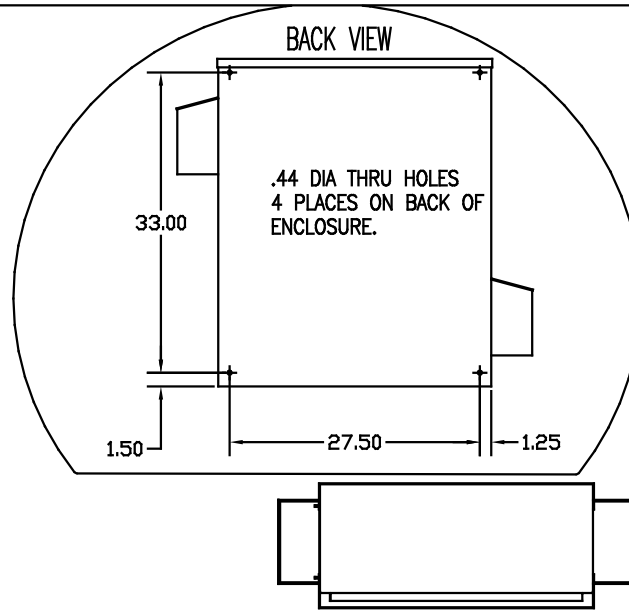


SEE DWG# 26753 FOR SCHEMATIC

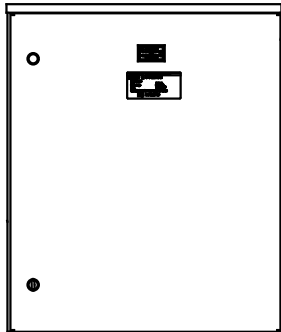


CUSTOMER IS RESPONSIBLE FOR INSTALLATION TO MEET ALL NATIONAL AND LOCAL ELECTRICAL CODES.

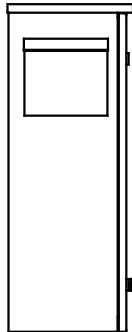
NOTE: USE ONLY HUBS OR FITTINGS THAT COMPLY WITH UL514B FOR TYPE 3R ENCLOSURES.



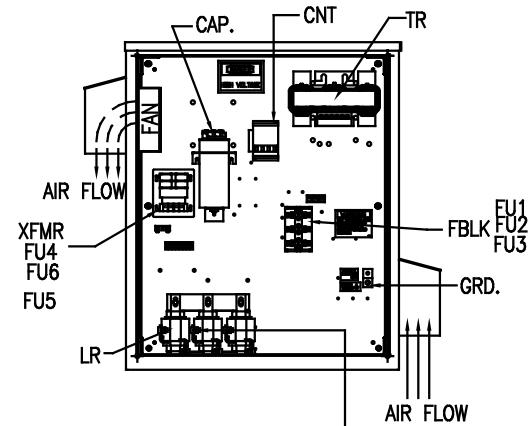
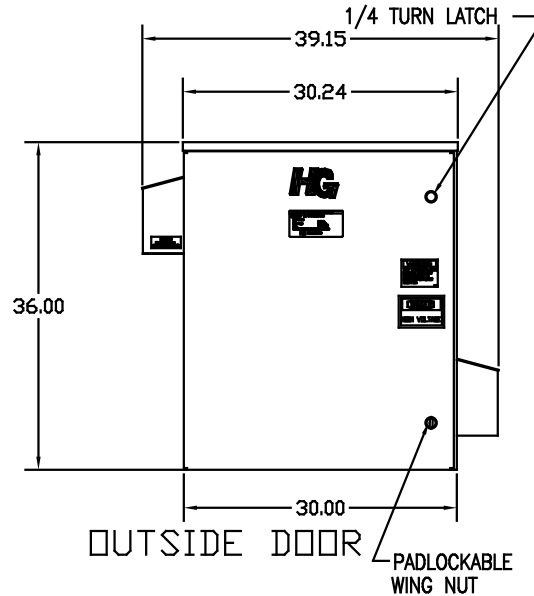
SIDE VIEW



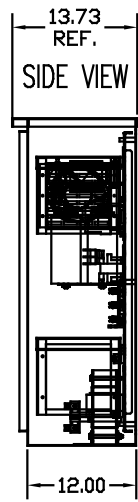
INSIDE DOOR



OUTSIDE DOOR



FRONT VIEW WITHOUT DOOR



SIDE VIEW

SUGGESTED CUSTOMER WIRE ENTRY AND EXIT LOCATION

CUSTOMER CONNECTIONS	GROUND LUG:
WIRE RANGE-2/0-6	WIRE RANGE-2/0-6
TIGHTENING TORQUE 120 IN.-LB.	TIGHTENING TORQUE 120 IN.-LB.

UNIT SPECIFICATIONS:					
KVAR	HARMONIC	VOLT	HZ	PHASE	HP
25	5TH	480	60	3	75
ENCLOSURE		UL TYPE 3R			
COLOR		WHITE			
APPROX.WT. LBS.		252			

SYMBOL	TCI PART NUMBER
LR	KDRG3T
TR	KTR25A65HG
CAP (15 KVAR)	KCAP15A6B
CAP (10 KVAR)	KCAP10A6B
XFMR.	23896
Fu1, 2, 3	11006
Fu4,6	24009
Fu5	17567
CNT	26738

NO	REVISION	DATE	BY	TOLERANCES UNLESS NOTED	7878 N. 86th STREET MILWAUKEE, WI 53224 HG75AW03STC, 75HP 480/3/60 UL TYPE 3R DRW BY DSW DATE 8/21/08 DWG NO 103674DG SCALE TO FIT APPRVA C SHI.1 OF 1
				.XX ±.12	
				.XXX±.06	
				FUNCTIONAL ± 1/32	
				ANGULAR ± 1/2°	