
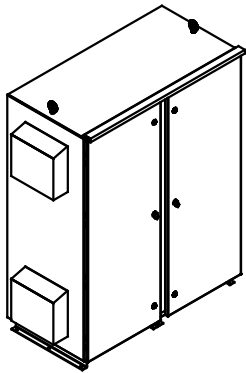


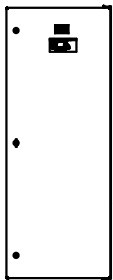
SEE DWG# 26753 FOR SCHEMATIC

CUSTOMER IS RESPONSIBLE FOR INSTALLATION
TO MEET ALL NATIONAL AND LOCAL ELECTRICAL CODES.

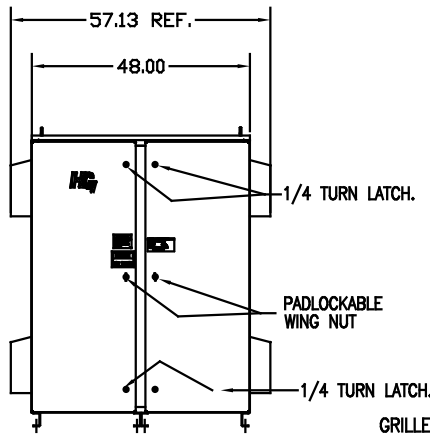

NOTE: USE ONLY HUBS OR FITTINGS THAT COMPLY
WITH UL514B FOR TYPE 3R ENCLOSURES.



INSIDE
DOOR

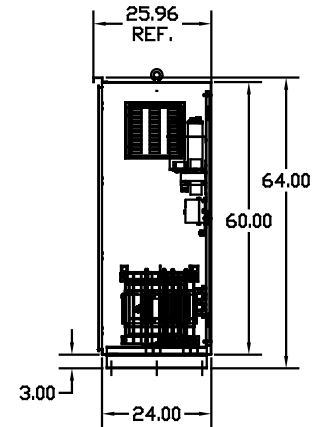
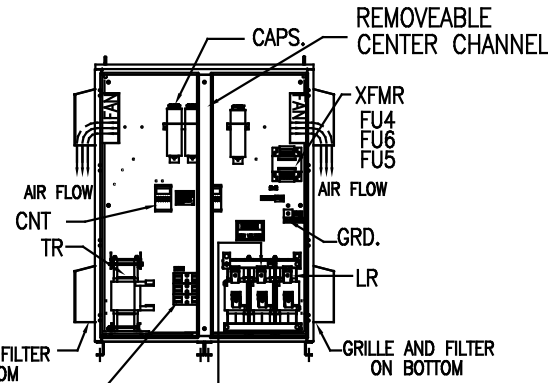


SIDE VIEW



FRONT VIEW
WITH DOORS.

FRONT VIEW
WITHOUT DOORS



SIDE VIEW



BOTTOM VIEW

.50 DIA HOLES
12 PLACES.

GROUND LUG:
WIRE RANGE-TWO 350MCM-4
TIGHTENING TORQUE 275 IN-LB.

CUSTOMER INPUT/OUTPUT CONNECTION
WIRE RANGE-TWO 350MCM-4
TIGHTENING TORQUE 275 IN-LB.

SYMBOL	TCI PART NUMBER
LR	KDRX3T
TR	KTR120A65HG
CAP.1,2,3,4,5,6 (20 KVAR)	KCAP20A6B
XFMR.	24113
Fu1,2,3	12462
Fu4,6	14106
Fu5	24110
CNT	19246

UNIT SPECIFICATIONS:

KVAR	HARMONIC	VOLT	HZ	PHASE	HP
120	5TH	480	60	3	400
ENCLOSURE		TYPE 3R- COLOR, WHITE			
FEATURES		CONTACTOR			
APPROX.WT. LBS	994				

NO	REVISION	DATE	BY	TOLERANCES EXCEPT AS NOTED	7878 N. 86th STREET MILWAUKEE, WI 53224 HG400AW03STC, 400HP 480/3/60 UL TYPE 3R
				.XX ±.12	
				.XXX±.06	
				FRACTIONAL ± 1/32	
				± 1/2"	DRAWN BY: DSW CHECKED BY: JMB DATE: 9/18/08 SCALE: TO FIT PART NO: 103682DG SHT. 1 OF 1