
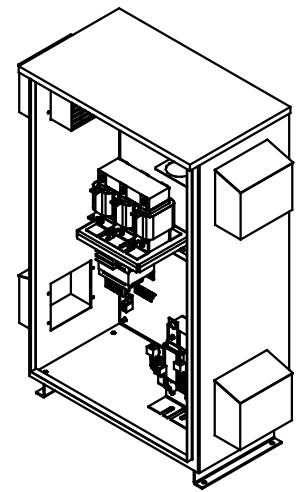
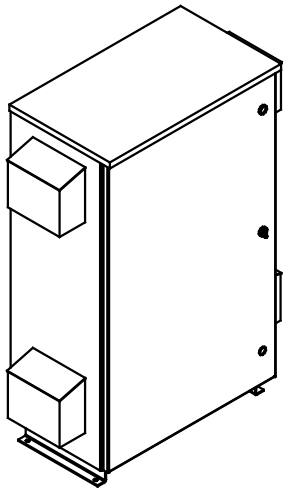


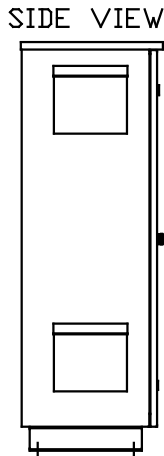
SEE DWG# 26753 FOR SCHEMATIC

CUSTOMER IS RESPONSIBLE FOR INSTALLATION TO MEET ALL NATIONAL AND LOCAL ELECTRICAL CODES.

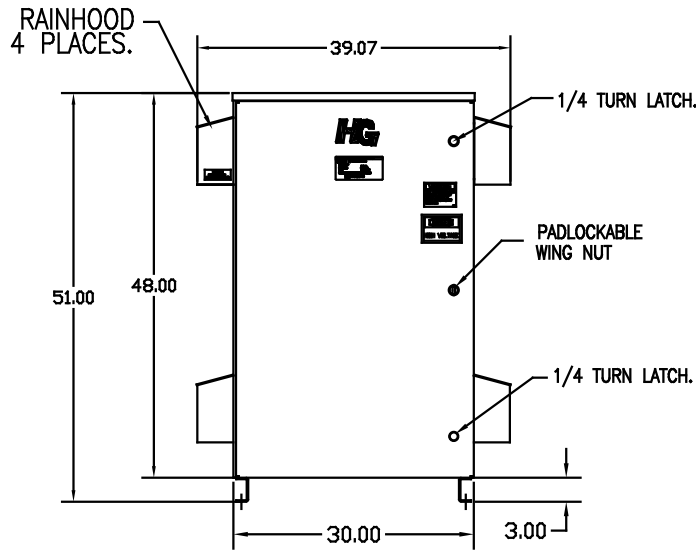
NOTE: USE ONLY HUBS OR FITTINGS THAT COMPLY WITH UL514B FOR TYPE 3R ENCLOSURES.



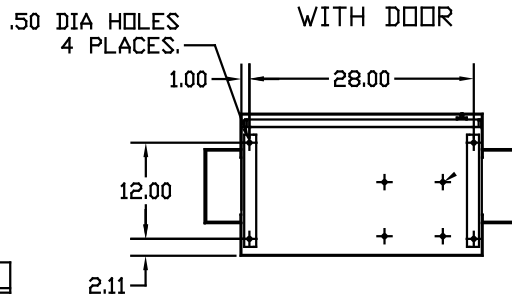
INSIDE DOOR



SIDE VIEW



FRONT VIEW WITH DOOR

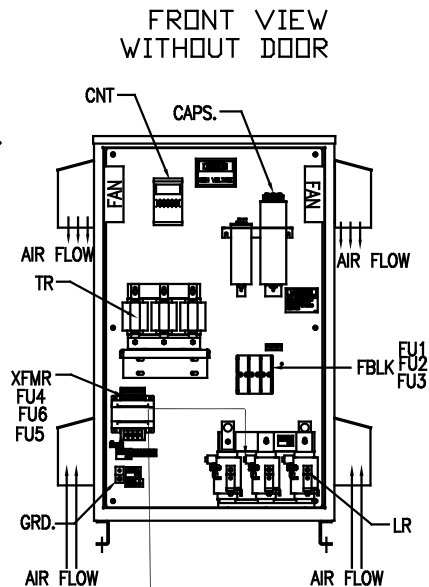


L1 L2 L3 T1 T2 T3

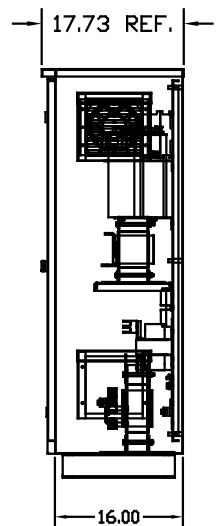
SUGGESTED CUSTOMER WIRE ENTRY AND EXIT LOCATION

GROUND LUG:
WIRE RANGE- 250MCM-6
TIGHTENING TORQUE 275 IN-LB.

CUSTOMER CONNECTIONS
WIRE RANGE- 250MCM-6
TIGHTENING TORQUE 275 IN-LB.



FRONT VIEW WITHOUT DOOR



SIDE VIEW

SYMBOL	TCI PART NUMBER
LR	KDRL2T
TR	KTR45A65HGX1
CAP.1, CAP.2	KCAP20A6B
CAP.3	KCAP5A6A
XFMR.	23899
Fu1,2,3	11077
Fu4,6	14106
Fu5	23977
CNT	19246

UNIT SPECIFICATIONS:

KVAR	HARMONIC	VOLT	HZ	PHASE	HP
45	5TH	480	60	3	150
ENCLOSURE		TYPE 3R- COLOR, WHITE			
FEATURES		CONTACTOR			
APPROX.WT. LBS		405			

NO	REVISION	DATE	BY	TOLERANCES UNLESS AS NOTED	DATE	SCALE	APPROV	DWG. NO.	REV. NO.
				XX ±.12 .XXX±.06 FRACTIONAL ± 1/32 ANGULAR ± 1/2°	09/12/08	TO FIT		103677DG	1

7878 N. 86th STREET
MILWAUKEE, WI 53224

HG150AW03STC, 150HP
480/3/60 UL TYPE 3R

DSW 09/12/08
C 103677DG
SHT. 1 of 1