
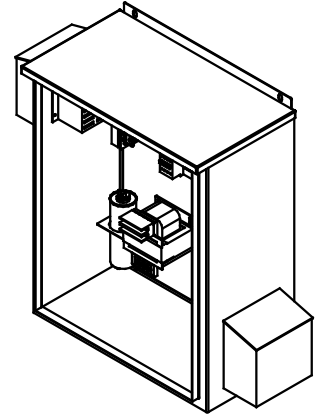
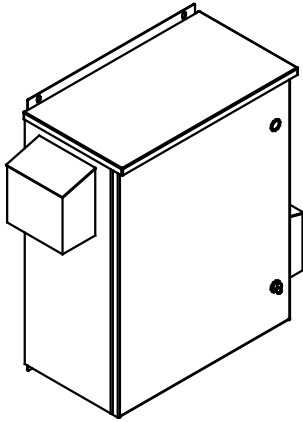


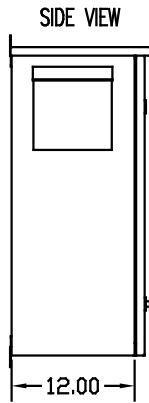
SEE DWG# 26752 FOR SCHEMATIC

CUSTOMER IS RESPONSIBLE FOR INSTALLATION  
TO MEET ALL NATIONAL AND LOCAL ELECTRICAL CODES.

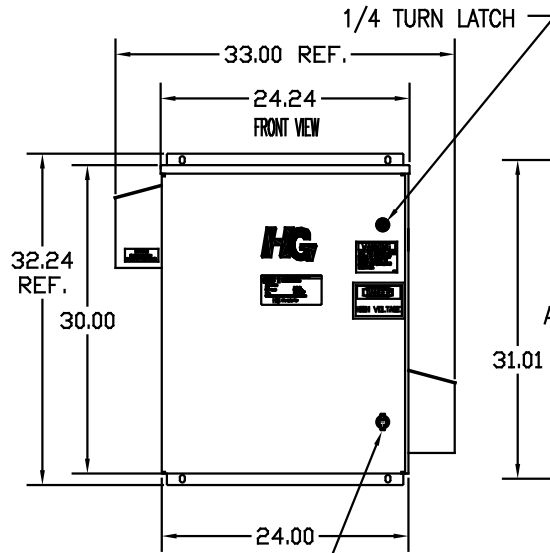
NOTE: USE ONLY HUBS OR FITTINGS THAT COMPLY  
WITH UL514B FOR TYPE 3R ENCLOSURES.



INSIDE DOOR



SIDE VIEW



1/4 TURN LATCH

33.00 REF.

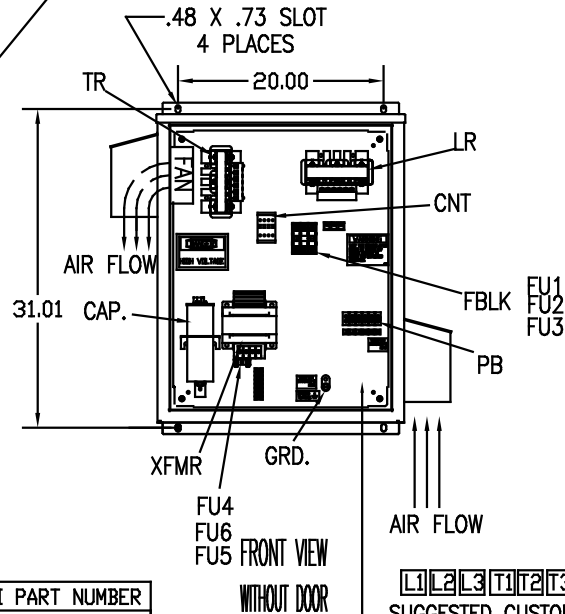
24.24  
FRONT VIEW

32.24  
REF.

30.00

24.00

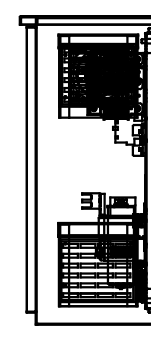
PADLOCKABLE  
WING NUT



FRONT VIEW  
WITHOUT DOOR

AIR FLOW

1 2 3 T1 T2 T3  
SUGGESTED CUSTOMER WIRE ENTRY  
AND EXIT LOCATION



UNIT SPECIFICATIONS:					
KVAR	HARMONIC	VOLT	HZ	PHASE	HP
3	5TH	480	60	3	10
ENCLOSURE	UL TYPE 3R				
COLOR	WHITE				
APPROX.WT. LBS.	113				

SYMBOL	TCI PART NUMBER
LR	KDRE1T
TR	KTR3A65HG
CAP. (3 KVAR)	KCAP3A6A
XFMR.	23896
Fu1, 2, 3	11262
Fu4,6	24009
Fu5	17567
CNT	26739

PB-POWER INPUT BLOCK:  
WIRE RANGE-#18 TO #4 AWG.  
TIGHTENING TORQUE 20 IN.-LB.

GROUND LUG:  
WIRE RANGE-1/0 TO #14 AWG.  
TIGHTENING TORQUE 200 IN.-LB.

NO	REVISION	DATE	BY	TOLERANCES EXCEPT AS NOTED: DIMEN. XX ±.12 .XXX±.06 FRACTIONAL ± 1/32 ANGULAR ± 1/2°	SCALE TO FIT	DATE 08/25/08	APPROV. C	DWG. NO. 103666DG	SHT. 1 OF 1

7878 N. 86th STREET  
MILWAUKEE, WI 53224

HG10AW03STC, 10HP  
480/3/60 UL TYPE 3R