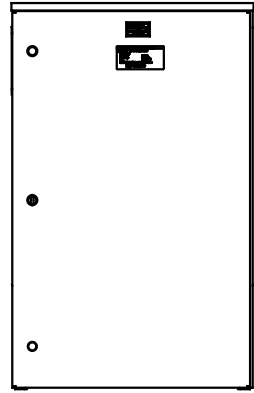
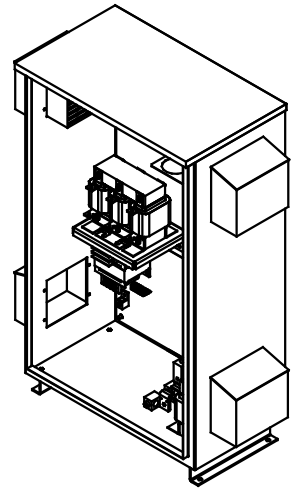


UNIT SPECIFICATIONS:					
KVAR	HARMONIC	VOLT	HZ	PHASE	HP
25	5TH	240	60	3	75
ENCLOSURE		TYPE 3R- COLOR, WHITE			
FEATURES		CONTACTOR			
APPROX.WT. LBS		352			

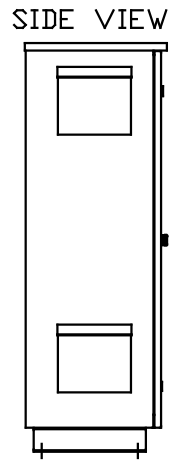
SEE DWG# 26900 FOR SCHEMATIC

CUSTOMER IS RESPONSIBLE FOR INSTALLATION TO MEET ALL NATIONAL AND LOCAL ELECTRICAL CODES.

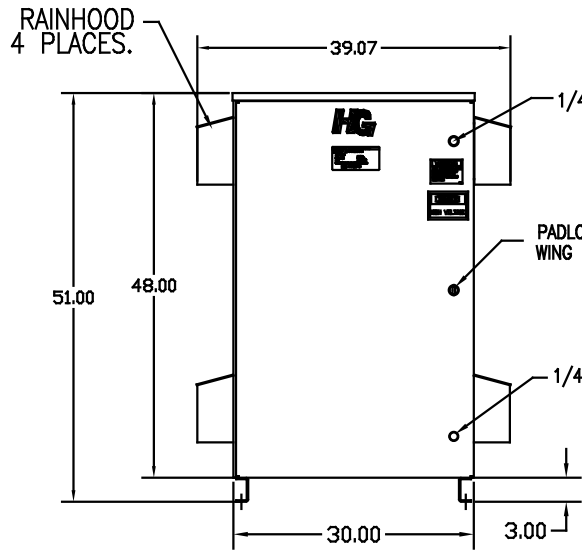
NOTE: USE ONLY HUBS OR FITTINGS THAT COMPLY WITH UL514B FOR TYPE 3R ENCLOSURES.



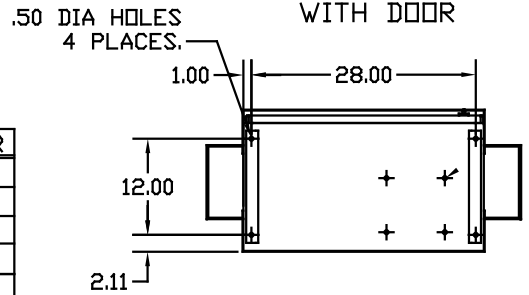
INSIDE VIEW OF DOOR



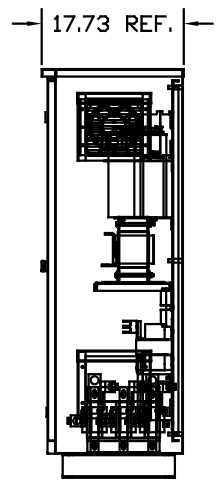
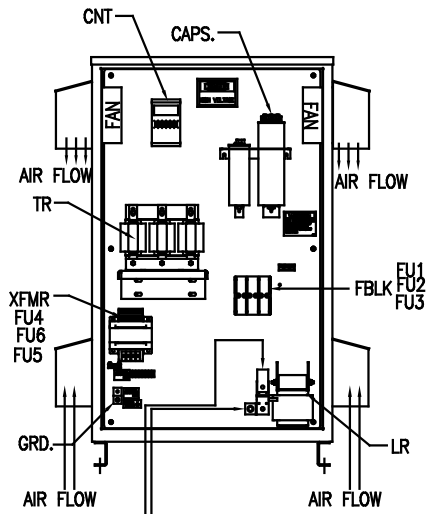
SIDE VIEW



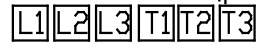
FRONT VIEW WITH DOOR



FRONT VIEW WITHOUT DOOR



SIDE VIEW



SUGGESTED CUSTOMER WIRE ENTRY AND EXIT LOCATION

GROUND LUG:
 WIRE RANGE- ONE 600MCM-4
 TWO 250MCM-1/0
 TIGHTENING TORQUE 500 IN.-LB.

CUSTOMER CONNECTIONS
 WIRE RANGE- ONE 600MCM-4
 TWO 250MCM-1/0
 TIGHTENING TORQUE 500 IN.-LB.

SYMBOL	TCI PART NUMBER
LR	KDRJ21T
TR	KTR25B65HG
CAP (5 KVAR), 1 PLACE.	KCAP5B6B
CAP (10 KVAR), 2 PLACES	KCAP10B6B
XFMR.	23899
Fu1,2,3	11077
Fu4,6	14106
Fu5	23977
CNT	19246

NO	REVISION	DATE	BY	APPROVAL	TOLERANCES EXCEPT AS NOTED	DATE	SCALE
					DECIMAL XX ±.12 .XXX ±.06 FRACTIONAL ± 1/32 ANGULAR ± 1/2°	12/22/08	TO FIT

TCI 7878 N. 86th STREET MILWAUKEE, WI 53224

HG75BW03STC, 75HP
 240/3/60 UL TYPE 3R

DATE: 12/22/08
 DRAWN BY: DSW
 CHECKED BY: [Signature]
 103718DG
 SHT. 1 OF 1