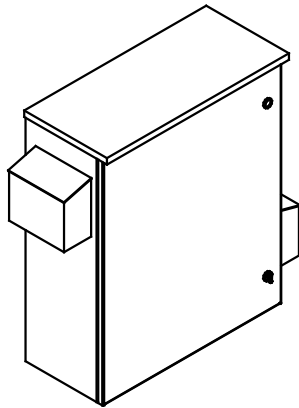



SEE DWG# 26972-2 FOR SCHEMATIC

CUSTOMER IS RESPONSIBLE FOR INSTALLATION TO MEET ALL NATIONAL AND LOCAL ELECTRICAL CODES.

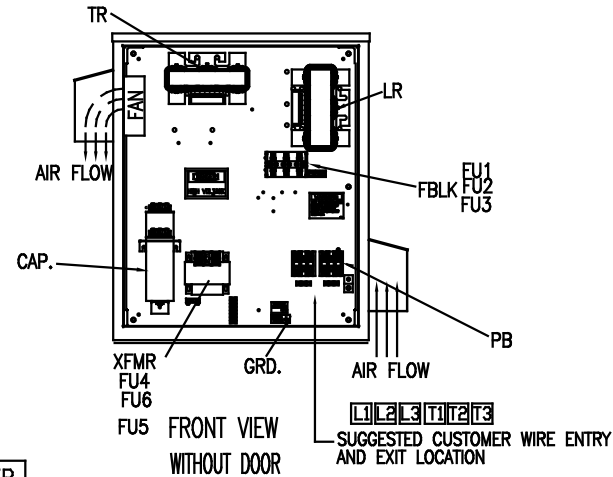
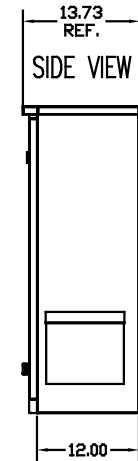

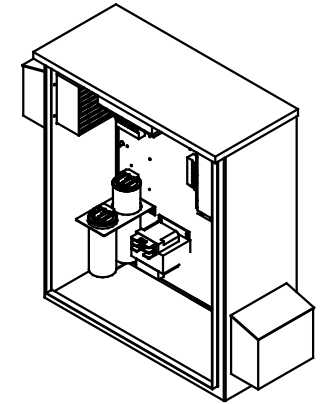
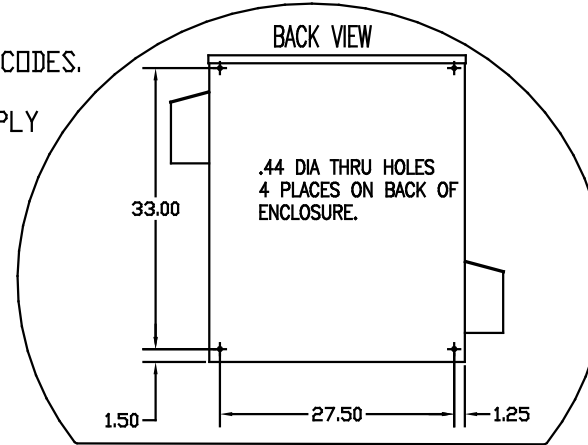
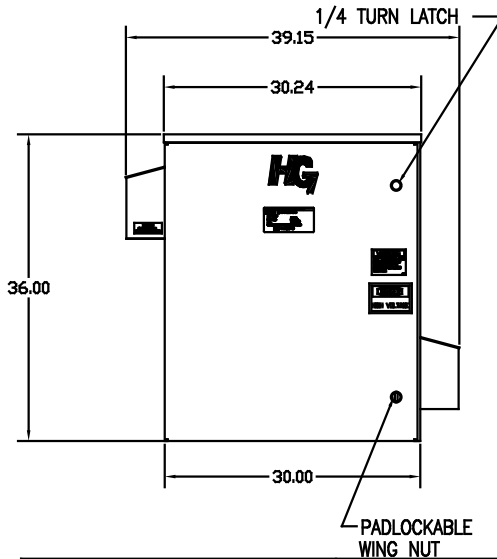
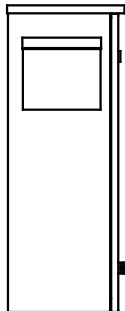
NOTE: USE ONLY HUBS OR FITTINGS THAT COMPLY WITH UL514B FOR TYPE 3R ENCLOSURES.



SIDE VIEW



INSIDE VIEW OF DOOR



PB-POWER INPUT BLOCK:

2/0 AWG thru 6 AWG 120 IN-LBS. MAX.
8 AWG 40 IN-LBS. MAX.
10 AWG thru 14 AWG 35 IN-LBS. MAX.

GROUND LUG:

WIRE RANGE- 250MCM-6

TIGHTENING TORQUE 275 IN-LB.

UNIT SPECIFICATIONS:						
KVAR	HARMONIC	VOLT	HZ	PHASE	HP	
25	5TH	600	60	3	75	
ENCLOSURE		UL TYPE 3R				
COLOR		WHITE				
APPROX.WT. LBS.		269				

SYMBOL	TCI PART NUMBER
LR	KDRG43T
TR	KTR25C65HG
CAP (15 KVAR) 1 PLACE	KCAP15C6B
CAP (10 KVAR) 1 PLACE	KCAP10C6B
XFMR.	24381
Fu1, 2, 3	12515
Fu4,6	23405
Fu5	17567

NO	REVISION	DATE	BY	TOLERANCES EXCEPT AS NOTED: DIMEN. XX ±.12 .XXX±.03 FRACTIONAL ± 1/32 ANGULAR ± 1/2°	SCALE TO FIT	DATE	APPROV	DATE	APPROV	DATE	APPROV

TCI 7878 N. 86th STREET MILWAUKEE, WI 53224

HG75CW03ST, 75HP
600/3/60 UL TYPE 3R

DSW 02/24/09 103639DG
SHT. 1 of 1