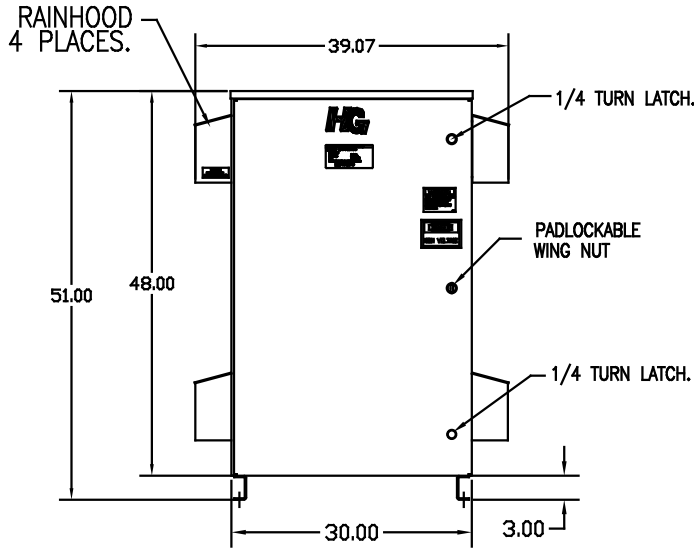
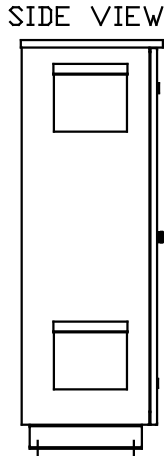
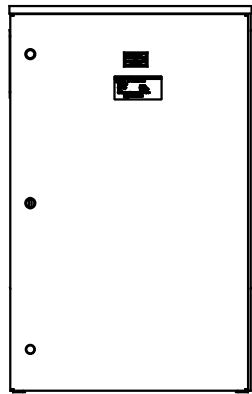
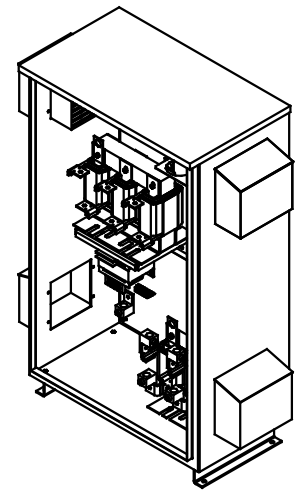
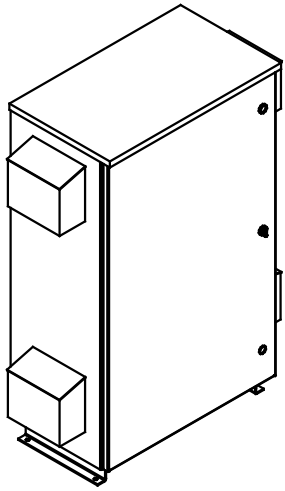


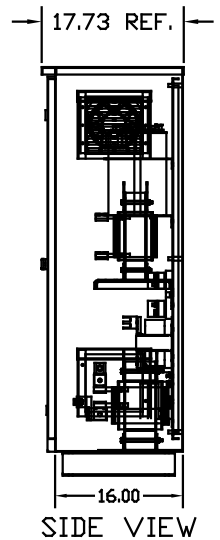
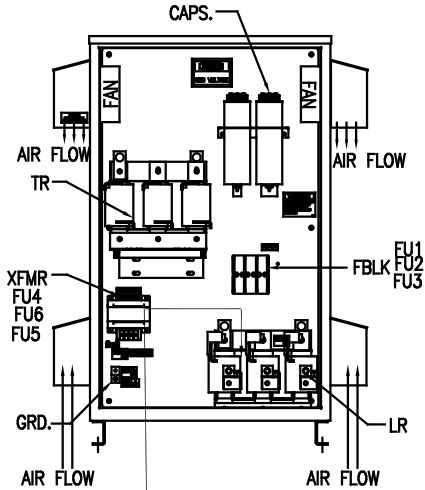
SEE DWG# 26757 FOR SCHEMATIC

CUSTOMER IS RESPONSIBLE FOR INSTALLATION
TO MEET ALL NATIONAL AND LOCAL ELECTRICAL CODES.

NOTE: USE ONLY HUBS OR FITTINGS THAT COMPLY
WITH UL514B FOR TYPE 3R ENCLOSURES.

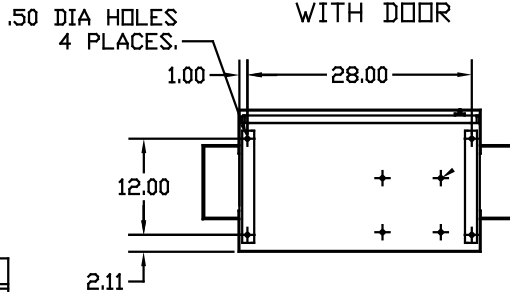


FRONT VIEW
WITHOUT DOOR



INSIDE DOOR

FRONT VIEW
WITH DOOR



L1 L2 L3 T1 T2 T3

SUGGESTED CUSTOMER WIRE ENTRY
AND EXIT LOCATION

GROUND LUG:
WIRE RANGE- ONE 600MCM-4
TWO 250MCM-1/0
TIGHTENING TORQUE 500 IN-LB.

CUSTOMER CONNECTIONS
WIRE RANGE- ONE 600MCM-4
TWO 250MCM-1/0
TIGHTENING TORQUE 500 IN-LB.

SYMBOL	TCI PART NUMBER
LR	KDRS1T
TR	KTR60A65HGX1
CAP.1, CAP2, CAP3	KCAP20A6B
XFMR.	23899
Fu1,2,3	11305
Fu4,6	14106
Fu5	23977

UNIT SPECIFICATIONS:

KVAR	HARMONIC	VOLT	HZ	PHASE	HP
60	5TH	480	60	3	200
ENCLOSURE		TYPE 3R- COLOR, WHITE			
APPROX.WT. LBS		470			

NO	REVISION	DATE	BY	TOLERANCES UNLESS OTHERWISE SPECIFIED	7878 N. 86th STREET MILWAUKEE, WI 53224
				XX ±.12	 HG200AW03ST, 200HP 480/3/60 UL TYPE 3R DSW 09/12/08 103623DG SCALE TO FIT
				.XXX±.06	
				FRACTIONAL ± 1/32	
				ANGULAR ± 1/2°	