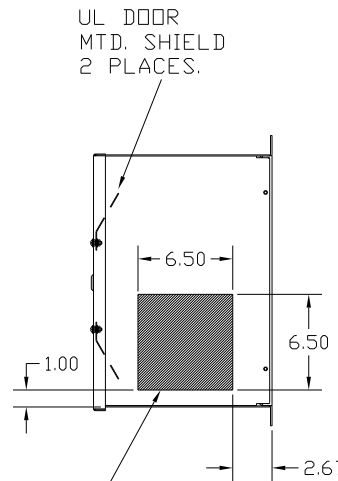
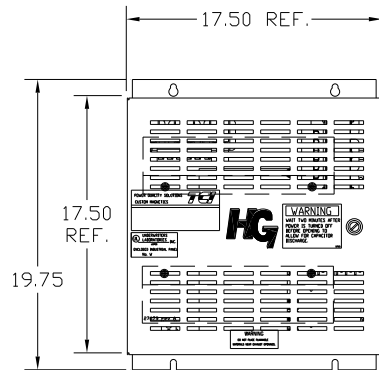
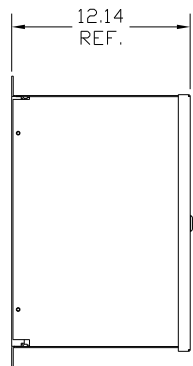


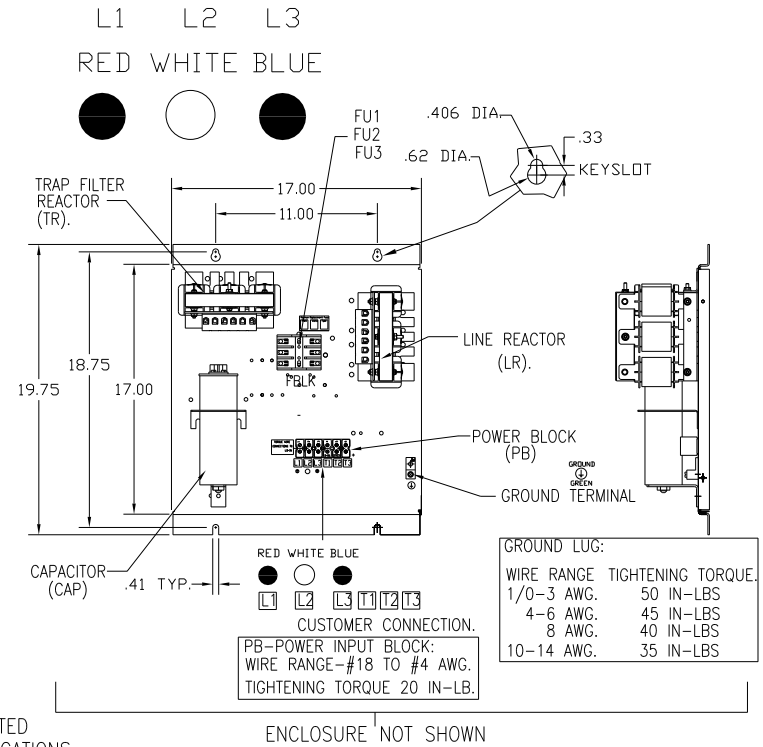
UNIT SPECIFICATIONS:						
KW	HARMONIC	VOLT	HZ	PHASE	FLA	
4	5TH	400	50	3	9	
ENCLOSURE		NEMA 1				
APPROX.WT. LBS.		60				

SYMBOL	TCI PART NUMBER
LR	KDRD31T
TR	KTR1L55HG
CAP1. (3 KVAR)	KCAP3A6A
Fu1, 2, 3	18124

SEE DWG# 27709 FOR SCHEMATIC



HATCHED AREAS ARE SUGGESTED CUSTOMER WIRE AND EXIT LOCATIONS (BOTTOM ENTRANCE ALTERNATE-CONSULT TCI)



CUSTOMER IS RESPONSIBLE FOR INSTALLATION TO MEET ALL NATIONAL AND LOCAL ELECTRICAL CODES.

				TOLERANCES (EXCEPT AS NOTED): DECIMAL		7878 N. 86th STREET MILWAUKEE, WI 53224 HG4LW01ST, 4KW 400/3/50, ENCLOSED.
				.XX ± .03 .XXX ± .01		
				FRACTIONAL ± 1/32		
				ANGULAR ± 1/2°		
A	AS BUILT	5/12/11	DSW	DRN. BY	DATE	DWG. NO.
NO	REVISION	DATE	BY	SCALE	APRVD.	104652DG
					5/12/11	SHT. 1 OF 1